


















































































## SINGLE OUTCOME AGREEMENT: MEASURING SUCCESS 2015/16 DIRECTION OF TRAVEL OVERVIEW

Indicators	Direction of Travel and Progress 2013/14	Direction of Travel and Progress 2014/15	Direction of Travel and Progress 2015/16
<b>Priority:</b> Our assets have provided opportunities for sustainable economic growth.			
Gross Value Added (at NUTS Level 3) SNS			
Percentage JSA claimant count (ONS)			
School leavers positive and sustained destinations (SDS)			
Population of the Outer Hebrides (NRS mid-year population estimates)			
% of designated site features in favourable condition (SNH)			
% of water bodies achieving good ecological status (SEPA)		N/A	
<b>Priority:</b> Older people positively contribute to our economy and communities, and access appropriate and quality services to enable them to retain their independence			
Number of older people aged 65+ with intensive care needs receiving personal care at home (Rate per 1000 population)			
Percentage of pensioners in fuel poverty (Scottish Housing Condition Survey)			
Pensioner Households with Disrepair (Scottish House Condition Survey)			
<b>Priority:</b> Our children and young people have the best start in life			
Life Expectancy at Birth Female (NRS)			
Life Expectancy at Birth Male (NRS)			

Indicators	Direction of Travel and Progress 2013/14	Direction of Travel and Progress 2014/15	Direction of Travel and Progress 2015/16
<b>Percentage of children in poverty before housing costs (CPAG)</b>	Not reported		N/A
<b>Percentage of children in poverty after housing costs (CPAG)</b>	Not reported		N/A
<b>Percentage of families in fuel poverty (Scottish Housing Condition Survey)</b>	Not reported		
<b>Rate of Stillbirth (Early Years Collaborative Measure) ISD</b>		N/A See footnote on main report	N/A Due to small numbers unable to make an assessment of the progress.
<b>Rate of Infant Deaths (Early Years Collaborative Measure) ISD</b>	N/A See footnote on main report	N/A See footnote on main report	N/A Due to small numbers unable to make an assessment of the progress.
<b>Percentage of children who have reached all of the expected developmental milestones at the time of their 27-30 month child health review. (Early Years Collaborative Measure)</b>	N/A		
<b>Percentage of children who have reached all of the expected developmental milestones at the time the child starts Primary School. (Early Years Collaborative Measure)</b>			
<b>Priority: Communities are safer and healthier by preventing, and reducing the harmful effects of alcohol</b>			
<b>Charges brought for offences directly attributable to alcohol (Police Scotland)</b>			
<b>Alcohol related general hospital discharge rate (WI NHS (SMR01) ISD)</b>			
<b>Reported alcohol related fires per 10000 population (Fire Service National Incident Recording System)</b>			
<b>Priority: Our communities are physically and mentally healthier through an increase in physical and social activity</b>		Too much data unavailable	
<b>Childhood obesity in primary 1 (NHS WI/ScotPHO Child Health School System)</b>			

Indicators	Direction of Travel and Progress 2013/14	Direction of Travel and Progress 2014/15	Direction of Travel and Progress 2015/16
<b>Percentage of men meeting recommended activity levels</b> (Scottish Health Survey)		Data unavailable	
<b>Percentage of women meeting recommended activity levels</b> (Scottish Health Survey)		Data unavailable	
<b>Percentage of adults giving up time to volunteer in the last 12 months</b> (Scottish Household Survey)			
<b>Priority:</b> The people of the Outer Hebrides have an improved standard of living through addressing poverty and inequalities.			
<b>Income Deprivation (SIMD)</b>			
<b>Percentage of children in poverty before housing costs</b> (CPAG)	Not reported on last year		Data unavailable
<b>Percentage of children in poverty after housing costs</b> (CPAG)	Not reported on last year		Data unavailable
<b>Percentage of Households experiencing fuel poverty</b> (Scottish House Condition Survey)			
<b>Percentage of Households experiencing extreme fuel poverty</b> (Scottish House Condition Survey)			
<b>Houses failing the Scottish Housing Quality Standard</b> (Scottish House Condition Survey)			
<b>Number of Household Assessed as Homeless</b> (CNES Statutory Performance Indicators)			
<b>Priority:</b> The Outer Hebrides will be better connected with high quality infrastructure supporting renewables and broadband			
<b>Volume of electricity exported from the Outer Hebrides to the main UK electricity Grid</b>			
<b>Broadband: Average sync speed</b> (Ofcom Infrastructure Report)			

## Key

<b>Traffic light indicates meeting target</b>	
	Meeting target
	Not meeting target but not moving away from target
	Not meeting target consistently
<b>Arrows indicate direction of travel</b>	
	Direction towards the target and outcomes is correct
	Direction of travel reaching the target and outcomes is relatively static
	Direction towards the target and outcomes is incorrect
N/A	Information is not available at this time