











































































SINGLE OUTCOME AGREEMENT: MEASURING SUCCESS 2014/15 DIRECTION OF TRAVEL OVERVIEW

Indicators	Direction of Travel and Progress 2013/14	Direction of Travel and Progress 2014/15
Priority: Our assets have provided opportunities for sustainable economic growth.		
Gross Value Added (at NUTS Level 3) SNS		
Percentage of JSA claimants long term unemployed (ONS)		
School leavers positive and sustained destinations (SDS)		
Population of the Outer Hebrides (NRS mid-year population estimates)		
% of designated site features in favourable condition (SNH)		
% of water bodies achieving good ecological status (SEPA)		N/A
Priority: Older people positively contribute to our economy and communities, and access appropriate and quality services to enable them to retain their independence		
Number of older people aged 65+ with intensive care needs receiving personal care at home (Rate per 1000 population)		
Percentage of pensioners in fuel poverty (Scottish Housing Condition Survey)		
Pensioner Households with Disrepair (Scottish House Condition Survey)		
Priority: Our children and young people have the best start in life		
Life Expectancy at Birth Female (NRS)		
Life Expectancy at Birth Male (NRS)		
Percentage of children in poverty before housing costs (CPAG)	Not reported on last year	
Percentage of children in poverty after housing costs (CPAG)	Not reported on last year	
Child Poverty data (SNS)	N/A	No longer measured (to be removed)

Indicators	Direction of Travel and Progress 2013/14	Direction of Travel and Progress 2014/15
Percentage of families in fuel poverty (Scottish Housing Condition Survey)	Not reported on last year	
Rate of Stillbirth (Early Years Collaborative Measure) ISD		N/A See footnote on main report
Rate of Infant Deaths (Early Years Collaborative Measure) ISD	N/A See footnote on main report	N/A See footnote on main report
Percentage of children who have reached all of the expected developmental milestones at the time of their 27-30 month child health review. (Early Years Collaborative Measure)	N/A	
Percentage of children who have reached all of the expected developmental milestones at the time the child starts Primary School. (Early Years Collaborative Measure)		
Priority: Communities are safer and healthier by preventing, and reducing the harmful effects of alcohol		Awaiting data
Charges brought for offences directly attributable to alcohol (Police Scotland)		
Alcohol related general hospital discharge rate (WI NHS (SMR01) ISD)		
Percentage of people reporting 'alcohol misuse' as a concern (Police Scotland Community Consultation)		No longer measured – to be removed
Reported alcohol related fires per 10000 population (Fire Service National Incident Recording System)		Awaiting data
Priority: Our communities are physically and mentally healthier through an increase in physical and social activity		Too much data unavailable
Childhood obesity in primary 1 (NHS WI/ScotPHO Child Health School System)		
Percentage of men meeting recommended activity levels (Scottish Health Survey)		Data unavailable
Percentage of women meeting recommended activity levels (Scottish Health Survey)		Data unavailable
Percentage of adults giving up time to volunteer in the last 12 months (Scottish Household Survey)		
Priority: The people of the Outer Hebrides have an improved standard of living through addressing poverty and inequalities.		
Income Deprivation (SIMD)		

Child Poverty data (SNS)	N/A	No longer measured
Percentage of children in poverty before housing costs (CPAG)	Not reported on last year	
Percentage of children in poverty after housing costs (CPAG)	Not reported on last year	
Percentage of Households experiencing fuel poverty (Scottish House Condition Survey)		
Percentage of Households experiencing extreme fuel poverty (Scottish House Condition Survey)		
Houses failing the Scottish Housing Quality Standard (Scottish House Condition Survey)		
Number of Household Assessed as Homeless (CNES Statutory Performance Indicators)		
Priority: The Outer Hebrides will be better connected with high quality infrastructure supporting renewables and broadband		
Volume of electricity exported from the Outer Hebrides to the main UK electricity Grid		
Broadband: Average sync speed (Ofcom Infrastructure Report)		

Key

Traffic light indicates meeting target	
	Meeting target
	Not meeting target but not moving away from target
	Not meeting target consistently
Arrows indicate direction of travel	
	Direction towards the target and outcomes is correct
	Direction of travel reaching the target and outcomes is relatively static
	Direction towards the target and outcomes is incorrect
N/A	Information is not available at this time